



Endurance team Zuid-Limburg







OUJJAARS ENDURANCE RIT (Lb)
28 DECEMBER 2019



Special Prices

Talent of the day
For the low classes

 <p>de Boer Paardensport</p>	<p>Endurance coaching en training</p> 
<p>Rijles</p> 	<p>Training buitenrijden</p> 

Overall Best Condition Award
For the long distances

Endurance Zuid Limburg
OUDE JAARS EDITIE

BEST CONDITION AWARD

 <p>JAZZMEEN</p>	 <p>ASE JULLIARD</p>	 <p>ASE ZAD SHIRAZ</p>
---	---	--

DEKKING VAN 1 VAN ONZE HENGSTEN NAAR KEUZE TE GEBRUIKEN IN 2020!

AANGEBODEN DOOR:
ARABIAN STUD EUROPE /
ASE ENDURANCE TEAM
WWW.ARABIANSTUDEUROPE.COM



Introduction, important information

The last organized Endurance race of 2019 in the Netherlands is waiting for you!

This initiative came spontaneously in the last minute and is to enjoy our beautiful sport one more time in 2019, before entering 2020. Although Endurance is, international fast growing sport a lot is changing in this sport as well. We hope you enjoy this last minute organized event, but also respect the low level and easy ride character of it. The ride is meant to be a symbol to finish is to win, to enjoy our sport and qualification for those who need it. The amount of rides organized is decreasing, specially the one day events where one can enjoy just one day of riding and qualify your horses.

We have tried to put together in less than three weeks time a nice ride through the Nature of our Euregio countries. Mainly concentrating at Tevenerheide & Schinveldse Bossen. In the future we hope to extend our ride to a larger participants allowance and to expand the route to the beautiful forest "Brunssummerheide".

This small program book contains the information which is important for the participants like route descriptions, time schedules and an overview of the terrain. For the local classes CEN the ride is organized under the following regulation "Algemeen Wedstrijdreglement van de KNHS" and "het disciplinereglement Endurance van de KNHS". These regulations can be found at the webpage of the national federation KNHS. The international FEI ride is ridden under the FEI regulations which can be found on the FEI website.

Participation is on own risk and responsibility for participants.

Please follow the instructions of our helpers, without them it would not be possible to organize this ride. If there are any changes made in the last minute this information will be available on the showground.

To all participants: enjoy the local Euregio forests and respect all animals in these forests. Please note you are a guest in our beautiful region, so don't leave behind any garbage and don't destroy anything. As a participant you are responsible for yourself, your horse and your crew. Every participant has to obey the local laws, traffic rules and competition rules including rider etiquettes. This means you will stop for traffic where traffic rules obey you to. We have one big road to cross where we have very specialized helpers, please listen to them. Not listening to them is at punishment of disqualification.

Don't leave the rider tracks, these can be recognized by signs with a horse or a horse shoe. Respect the other users of the forest, we are not the only users of this area so respect other horse riders, bikers and pedestrians with their dogs and children. Also please don't go anywhere with your car where you aren't allowed to go. We have three crewing points at each loop where you can legally park your car.

In the middle part of the 30 km route you will engage a special brand of cows (Schotse hooglanders). These cows are friendly and won't harm you or your horse. It is though their home that you are passing through so please respect them. There is only 1 gate that is used in the event to enter and leave this area and there will be helpers to open the gate and audit if you are following the correct route. So don't enter or leave this area from any other gate!

When you arrive at the showground you will be directed to park your lorries and cars. Please follow the instructions of our parking guide. We are lucky to use a beautiful clean parking of Conveni so you aren't stuck in the mud at the end of the day when you want to go home. Leave this parking clean of garbage, hay and horse shit. When off loaded the horse please continue to the showground on the fields.

Important is also to no enter the private fields as indicated on the showground map. We would like to be able to organize again in the future.

People that don't obey to the rules, risk the punishment of disqualification

We like to thank all parties, helpers, officials and sponsors who helped realizing this event. We wish you a lot of fun and good result at our first competition.



A/B2b belastingadvies

Mob. 06-654736107

RoFlex[®]
Die mobilen Zäune.

Organization

Our big thanks to all the people who help to realize this ride.

Endurance, zaterdag 28 December:

Technisch afgevaardigde:	Marjolijn de Rooy (for national ride)
Technical delegate FEI:	Bärbel Buchting
Jury:	Marjolijn de Rooy and Jeantine Verwiel
Veterinair:	Claudia Zerlik, Frans Arts, Bruno van Cauter
Assistant of veterinaire:	Elianne Cremers, Susan Schiffers & Brenda
Treat vet:	Ursula Klingbeil and Ben Horsmans
Computermedewerker:	Nienke Klomp
Farrier (oproepbaar):	Dave Cloudt
Event manager:	Carmen Römer
Showground technical manager:	Lei Römer
Parking and terrain manager:	Jasper Keppel
Secretary at showground:	Kim Douven
Route:	Carmen Römer, Olivia Geurts, Fenne Koppenol
Catering:	Rudy's (snacks etc. will be available on showground)
Start/Finish:	Yvonne Overes, Marianne Baten & Deborah Förster
Vetgate:	Yvonne Overes & Marianne Baten & Deborah Förster
Crossing main road:	Harry & Desirée Hanen,
Controleposten:	Armand & Winthagen , Ruud Overes

We like to thank the terrain owners, Strassenverkehrs Amt Kreis Heinsberg, Gemeente Landgraaf, Gemeente Schinveld and Natuurmonumenten for allowing us to host this ride.

Lists of participants, all information and potential changes are available at the showground secretary.

Secretary is open from 07.00 AM until the end of the day.
Questions can be answered at the secretary.

Important phone numbers

Event manager and technical showground	Carmen	+31-640853983
	Lei	+31-651786000
Treatvet at the terrain (and clinic nearby):		+31-653112420
Emergency phone number human doctor		+31-455-778844
Farrier:	Dave

Adreslocation:

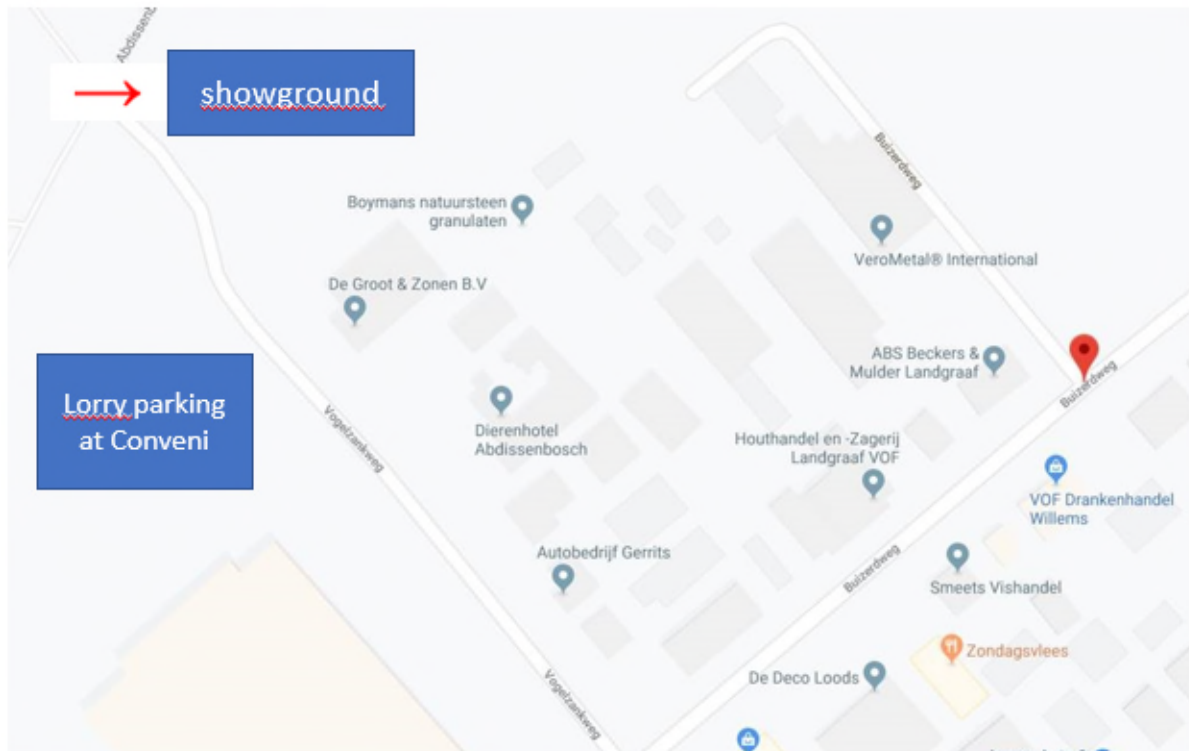
Startlocation/Secretary:

Vogelzankweg 232, 6374 AH Landgraaf Netherlands

(Parking at Conveni at the other side of the road. Showground is at field 50 meters further the the adress)

Lat Long: 50.922243,6.023848

DMS: N 50°55'20.077" E 6°1'25.855"



Time schedule Endurance, zaterdag 28 december:

Time schedule 2019 Oudjaars Endurance rit 2019

The secretary opens 7.00u and closes at 18.00.

Pre ride briefing by reading this book and 15 minutes before the mass start at starting location.

Secretariaat open	07.00	
Voorkeuring 80 km	07.05	
Start 80 km	08.00	
Voorkeuring 40 km	09.00	
Start 40 km	10.00	
Voorkeuring 30 km	09.30 - 10.00	
Voorkeuring 20 km	11.15 - 12.15	
Start 30 km	10.30 - 11.00	
Start 20 km	12.00 - 13.15	

Vetgates are 40 min.

Price giving for 20 and 30 km is expected at 15.00 all finishers will receive a small price to remember the ride by. And we have nice sponsored prices for podium. If the weather permits it will be possible to visit the historical and only Dutch horse who was a European champion gold medal winner in 2006 Fadilah R (ex. Milak) and take a picture with her. She is currently at the age of 23 and pregnant so therefor we can not make any certain promises.

Price giving 40 km to be expected by 16.00 all finisher will receive a small price to remember the ride by. And we have nice sponsored prices for podium.

Price giving 80 km CEN and CEI expected by 17.30 we will have a price for all finishers.

It is highly appreciated if you participate at the price giving ceremony.

After the price giving ceremony vetcards are available at the secretary.

If you can not wait for the price giving and you would like to receive your vetcard at home please leave an envelope with address and post stamp at the secretary.



Route descriptions to showground:

Coming from the north Netherlands A2 (Venlo – Nijmegen):

- Take exit 47 Born on the A2
- Take left and of the end of exit towards Brunssum (N297)
- At the junction N297/N276 keep left lane N297 towards Brunssum
- This road will enter into Germany and switch to roadnumber N56
- Take exit toward L410 / Brunssum
- At the roundabout at the end of the exit take 1st right towards Brunssum
- Keep going straight entering into the Netherlands again, the road will change into N274.
- Roundabout in the Netherlands continue straight at N274.
- At the traffic light go left towards N300 in the direction of Landgraaf. It is highly likely your navigation doesn't know this road, Google maps does.
- At the N300 take the exit towards Landgraaf.
- At the end of the exit take left at the roundabout
- Next roundabout take exit to the right.
- Continue the road until junction at Tango & Quadflieg (cars company) go left onto Vogelzankweg.
- At the end of this road the parking lot is at the left side of the road at the company Conveni.

Coming from Belgium (E314 / A76):

- Once entered in the Netherlands E314 / A76 follow the signs N300 towards Landgraaf.
- At the N300 take the exit towards Landgraaf.
- At the end of the exit take left at the roundabout
- Next roundabout take exit to the right.
- Continue the road until junction at Tango & Quadflieg (cars company) go left onto Vogelzankweg.
- At the end of this road the parking lot is at the left side of the road at the company Conveni.

Coming from Germany and South-East Belgium and Luxembourg (E314 / A76):

- From Belgium follow E40 into Germany A44
- At junction with A4 take highway A4 towards Aachen / Heerlen
- Follow A4 into the Netherlands where the highway will change into A76.
- In the Netherlands take the exit towards N281 in the direction of Kerkrade
- At the N281 shortly after take the exit N300 in the direction of Landgraaf, pay attention your navigation might not know this road, google maps does.
- At the end of the exit there is a roundabout, follow the signs N300 in the direction of Landgraaf
- Take the exit Landgraaf towards the "Reeweg" This is the 3rd exit indicating Landgraaf. At the left site of the road where you take the exit there is a Mc Donalds.
- At the end of the exit go right on to the "Reeweg"
- Continue the road until junction at Tango & Quadflieg (cars company) go left onto Vogelzankweg.
- At the end of this road the parking lot is at the left side of the road at the company Conveni.

Showground:

General:

The parking for the lorries and cars are at Conveni at the other side of the address Vogelzankweg 232, 6374 AH, Landgraaf. Follow parking instructions of the parking manager please. Don't park at the sides of the roads please!

The showground is down the road from the parking right in front of the forest. This is about 50 meter from the parking. Please go with your horse, hay and tack towards the showground. Resting and tacking is supposed to happen at the showground. The secretary, food truck and toilet are at the driving lane next to house number 232 at the right hand side. This is between the parking and the showground.

At the vetgate for 40 and 80 km you will have the remain in rest area 1 or 2. After or before the competition you can build a small paddock at a designated field 50 meter behind the showground in the opposite direction of where the tracks are leaving and arriving. Please don't go on the private fields between the secretary and the showground, this is strictly forbidden by the local government.

				Parking at Company Conveni		Private field please don't go on this one				
Road: Vogelzankweg in Landgraaf										
				Company "De Groot" Address Vogelzankweg 232 6374 AH Landgraaf please use this in your navigation.		Food-truck		Entry + leaving showground		Direction of leaving and arriving all loops
						Show office				
						Driving lane of Stable Römer		Cooling area		Vetting
								Rest area 1		Rest area 2
Visitor stable block 1	Visitor stable block 2	paddock	Private stables							
	G									
	A									
	T									
	E									
Dogs please don't touch			Private stables							



Competition:

The route:

The route is designated on the maps. We will provide a map for the participant at the showground. Also the routes are marked. This marking consists out of small poles with colored tape and colored tape attached to the trees. At important points there will be additional signs and arrows.

All marking is at the **Right hand side** of the route.

Kleurcodering:

RED = GO RIGHT

WHITE = GO LEFT

YELLOW = STRAIGHT AHEAD or as a CONFIRMATION once you have bend left or right.

A couple yards before changing direction a red or white mark is attached. You have to take the next exit right or left after you see this mark. A couple meters after you took the exit there will be a yellow confirmation. If you are going straight ahead and you don't see a mark please continue to follow the horse tracks.

During the ride you will find signs with other clues also. Like how many kilometers you have done in the loop. Also 1 and 2 km before the vetcheck. Furthermore there is 1 separation from 20 and 30 km loop after about 9 km there will be a sign for that as well. The 20 km goes left and the 30 km goes right.

During the ride you are a participant of traffic. You will have to obey the traffic rules. At about 7 km and the same part on the way back there is a biking road next which is a small grass part, please keep respect and room for the local bikers.

During the ride you can come across several control points. Please give the people at these control points the chance to note your number. It is your own responsibility to make sure they catch your starting number!.

And again we trust you to behave yourself in traffic and our beautiful nature, Don't leave any trash stay on the marked riding tracks and don't break anything so we can organize this ride again!



Endurance Saturday 28 december

Class 1 short:

The route is in total 20 km.

Your route starts together with the 30 km. The separation is after about 9 km where you take left. Please note once you go left there is a small stubborn shetland pony. Some horses spook of this one. You will ride a small loop and then take the same track back again as the 30 km loop. Parts of the loop are double (so coming and going) remind yourself to follow marks at your right hand side.

Minimum 9km/u, maximum 14km/u. (speed closest to 13km/u is the winner).

Minimum age horse: 4 year. Minimum age rider: 7 year (younger then 14 years only accompanied by an adult.).

Class 1 long:

The route is in total 30 km.

Your route starts together with the 20 km. The separation is after about 9 km where you take right. Here you will make a nice loop of about 10 km going into Schinveldse bossen. There will be a gate with volunteers to assist you to open the gate. Inside this area you will approach special cows with long horns. Please respect them, they will not harm you or your horse. Inside this area stay on the horse roads. You will go out through the same gate as you entered. Don't take any other gate to go outside. In this area there is 1 crewpoint. Please crews you come from a different gate, don't leave it open and don't leave any trash or bottles inside this area!

Minimum 9km/u, maximum 14km/u. (speed closest to 13km/u is the winner).

Minimum age horse: 4 year. Minimum age rider: 7 year (younger then 14 years only accompanied by an adult.).

Class 2 short:

The route is in total 40 km, You follow twice the 20 km route (see clas 1 short), and have a vetgate of 40 minutes.

Minimum 9km/u, no maximum. (speed above 15km/u is for the dutch riders no qualification (winstpunt)). Minimum age horse: 5 year. Minimum age rider: 7 year (younger then 14 years only accompanied by an adult.).

Class 3:

The route is in total 80 km, You follow twice the 30 km route (see clas 1 long), and once the 20 km route (see clas 1 short), you have two vetchecks of 40 minutes.

Minimum 10km/u, no maximum. Minimum age horse: 6 year. Minimum age rider: 12 year (national) (younger then 14 years only accompanied by an adult.) and 14 for international. This class is CEN and CEI and the start and competition is combines.

These classes start together, have the same minimum speed and the same length of vetcheck breaks. The two rides will be ridden under there own rules though. Which means that heartrate for CEN is 60 and for FEI 64. Also there will be two result lists, one for CEN and one for FEI.

General rules:

The competition is ridden under the "KNHS Disciplinereglement Endurance", and the additions on top of it and the top level rules "Algemeen Wedstrijdreglement" of the KNHS(Dutch federation). The FEI ride is ridden under the FEI rules. In all cases where the Dutch rules don't give an outcome the FEI rules will apply. The OC and her volunteers don't take any responsibility for damage to participants and/or their animals and/or their properties or damage to third parties caused by participants! Taking part of this ride is totally at own risks!

At arrival:

Once arriving at the venue please follow instructions of the parking manager or other members of the OC. Park only at designated parkingspots. After this report at the secretary. After paying any costs that haven't be paid yet you will receive your starting number and a vetcard. Please check if the information at this vetcard is correct and keep this with you at all times. Only the rider is allowed to carry the vetcard with him or her.

Please keep this vetcard very well with you, if you loose it, this will lead to disqualification!

At any time you are obligated to show a valid horse passport in which the influenza and chip identification number is a part or any other form of identification of your horse.

If your horse has a temptation to hit horses or people please apply a red ribbon. After this you can report with your horse, vetcard and passport to the **pre-inspection**. The horse has to be presented to the vets naked. This means only a halter or a bridle. No leg protection, saddle etc. Stallions are obligated to be presented using a bit.

Pre-inspection:

At pre-inspection influenza will be checked.

THE HORSE ITS LAST SHOT OF INFLUENZA (AND PREFERABLE ALSO TETANUS) HAS TO BE MINIMUM 7 DAYS AND MAXIMUN 12 MONTHS PRIOR THE RIDE (NATIONAL CLASSES). FOR INTERNATIONAL CLASSES THE SAME MINIMUM APPLIES BUT THE MAXIMUM IS 6 MONTHS AND 3 WEEKS. THE EVIDENCE OF THE INFLUENZA AND ALSO THE BASIC INFLUENZA SHOTS (2 SHOTS THAT ARE MINIMUM 21 AND MAXIMUN 92 DAYS GIVEN IN A ROW) AND THE YEARLY REPEAT SHOTS HAVE TO BE ADMINISTRATED IN THE HORSE ITS PASPORT.

The horse will be vetted at respiration heartrate, turgor (balance of fluids), capri- refill, general conditions, wounds and saddle parts. Also locomotion of the horse will be checked. When you are presenting your horse for locomotion your horse has to trot next to you in a straight line and you can not keep you horse its leash to tight. Run at the left side of your horse and when you turn around go right around to turn. Should you horse have a minor injury its best to show the vets this in advance.

RULINGS OF THE VET ARE LAW. THERE IS NO APPEAL AGAINTS THIS POSSIBLE (NATIONAL). FOR FEI PARTICIPANTS THE FEI RULES ARE IN PLACE WHICH REQUIRES A PANEL OF 3 VETS AND A GROUNDJURY TO ELIMINATE A HORSE FROM COMPETITION.

When your horse has passed the pre-inspection and all influenza is correct you can start your competition at the designated starting time. CAREFULL: always check after pre-inspection if the vet has signed your vetcard. This to make sure you dont have any delays at the start. Also before you start, the starting time has to be noted at your vetcard,.

Vetgate and finish:

Class 1:

Once you finish the riding time stops You have then maximum 10 minutes to get the heartrate below 60 beats a minute. If this is above 60 you have to report back again 10 minutes later to check the heartrate again.

Class 2 and 3:

At arrival at the vetcheck your riding time doesn't stop but carries on until you can present your horse at the vet with a heartrate of 60 beats a minute or less. The maximum time fort his is 20 minutes after arrival.

At the finish line the riding time stops. You don't have to present the horse to take the heartrate until the final inspection.

FEI:

At arrival at the vetcheck your riding time doesn't stop but carries on until you can present your horse at the vet with a heartrate of 64 beats a minute or less. The maximum time for this is 20 minutes after arrival.

At the finish line the riding time stops.

FINAL INSPECTION

For national classes the final inspections is exactly after 30 minutes. FEI participant can present their horses within 30 minutes. The final inspection is the same as the pre-inspection, except for FEI they have to be judged for locomotion by a panel consisting of 3 FEI vets.

After:

After the final inspection please return you riding vest/ starting number to the secretary. If you don't t return it we will have to charge you with a fee of € 25,-.

It is much appreciated if you can be present at the price giving ceremony. If you can not wait for the price giving and you would like to receive your vetcard at home please leave an envelop with address and post stamp at the secretary.

Seducci
COMFORT WEAR

EQUESTRIAN UNDERWEAR, TESTED & APPROVED BY THE RIDERS OF
THE MONGOL DERBY

"Houdt mijn huid in top conditie, zelfs na 1000km"

BREEZY BOXER

- 100% NAARLOOS
- ULTRA ZACHT
- ZEER ADEMEND
- ZEER ELASTISCH
- ANTI-ALLERGENISCH
- ANTI-BACTERIEEL

Dryarn

The advertisement features a rider on a dark horse in a green field with mountains in the background. The rider is wearing a green helmet and a dark riding vest. In the foreground, two pairs of underwear are shown: a blue pair and a black pair. The Seducci logo is in the top left corner. The text 'EQUESTRIAN UNDERWEAR, TESTED & APPROVED BY THE RIDERS OF THE MONGOL DERBY' is centered. Below it is a quote in Dutch: 'Houdt mijn huid in top conditie, zelfs na 1000km'. The product name 'BREEZY BOXER' is prominently displayed. A list of features is provided in a circular icon format: 100% NAARLOOS, ULTRA ZACHT, ZEER ADEMEND, ZEER ELASTISCH, ANTI-ALLERGENISCH, and ANTI-BACTERIEEL. The Dryarn logo is at the bottom.

Crewing:

At several places at the route crewing is possible. Please clean up all garbage and don't leave any crewing bottles behind. Don't bother other traffic participants. Make sure that route markings are still visible for other riders. Don't park on top of the route! Please don't drive at any forbidden car tracks and obey the traffic rules and speed limits. If you are in violation of these rules as a crew your rider will be disqualified.

Only crew at the official crew points. There are parking spots at these crew points and this is a place where you are allowed to be at with your car or on foot for the last couple meters. In crewpoint 2 of the 20 km loop you are in front of couple houses. Please respect the local residents.

Vetgate

Vogelzankweg 232, Landgraaf

Lat Long: 50.922243,6.023848

DMS: N 50°55'20.077" E 6°1'25.855"

CP1 and 3 all loops

Tevener Heide Parkplatz

Lat Long: 50.955855,6.022991

DMS: N 50°57'21.08" E 6°1'22.766"

CP2 in 30km loop

Heringsweg, Schinveld

Lat Long: 50.981885,6.024093

DMS: N 50°58'54.787" E 6°1'26.734"

CP2 in 20km loop

Hoogenboschweg, Schinveld

Lat Long: 50.958495,5.993261

DMS: N 50°57'30.583" E 5°59'35.739"

For all routes

Showground – CP1 (GPS: N 50°57'21.08" E 6°1'22.766"):

Press 0 for your autometer and leave the parking to your right hand side.

0,3 km at the crossing go left.

1,2 km roundabout go left in the direction of Schinveld (Europaweg)

2,9 km take the road to the right in the direction of Schinveld (Grensweg)

5,7 km take the road to the right (Heringbosch / Neutralestraat)

6,8 km take right towards "Tevenerheide" careful horses route is next to this road

7,8 km you approach the crewpoint at "Tevenerheide Parksplatz"

Please only park in the parking lot.

The horses are at 7,4 km for both loops.

30 km route

CP1 – CP2 (GPS: N 50°58'54.787" E 6°1'26.734"):

Press 0 for your autometer and leave the parking in the direction that you came.

1,0 km take right (Heringsbosch/neutralweg) carefull horses are crossing the road directly when you turn right.

3,7 km take left just in front of the stop sign (Heringsbosch) road that is prohibited for cars except for "bestemmingsverkeer" (destination traffic)

3,8 km park the car in the parking lot (blue garbage cans and picknick table)

Continue on foot (20 meter) until you reach the cattle gate) just across this cattle gate is the crewpoint. Horses coming towards you and turn into the forest road. Please don't leave any garbage and respect the cows. Also make sure the gate remains closed)

The horses are at 15 km

CP2 – CP3 (GPS: N 50°57'21.08" E 6°1'22.766"):

Press 0 and leave the parking lot in the direction you came.

0,1 km take right in the direction you came.

2,65 km horses cross the road

2,7 km take left towards "Tevenerheide" carefull horses route is next to this road

7,8 km you approach the crewpoint at "Tevenerheide Parksplatz"

Please only park in the parking lot.

The horses are at 23 km

20 km route

CP1 – CP2 (GPS: N 50°57'30.583" E 5°59'35.739"):

Press 0 for your autometer and leave the parking in the direction that you came.

1,0 km take left (Heringsbosch/neutralweg) carefull horses are next to the road.

2,1 km take right at the T-section towards "Schinveld"

3,1 km take right the main road in turning left, the road you turn in is a dead end road.

3,3 km park on the left side of the road.

Horses passing in front of you from left to right passing the houses on "Emmatraat"

The horses are at 10,5 km

CP2 – CP3 (GPS: N 50°57'21.08" E 6°1'22.766"):

Press 0 for your autometer and leave the parking in the direction that you came.

0,2 km Take left in the direction that you came

1,2 km take left (Heringsbosch/neutralweg)

2,3 km take right towards "Tevenerheide" carefull horses route is next to this road

3,3 km you approach the crewpoint at "Tevenerheide Parksplatz"

Please only park in the parking lot.

The horses are at 13 km

For all routes:

CP3 – showground (N 50°55'20.077" E 6°1'25.855")

Press 0 for your autometer and leave the parking in the direction that you came.

1,0 km take left (Heringsbosch/neutralweg) carefull horses are next to the road.

2,1 km take left at the T-section towards "Landgraaf"

4,8 km take left in the direction of "Landgraaf"

6,6 km at the roundabout take right in the direction of "Landgraaf"

7,5 km at the crossing take right "Vogelzankweg"

7,8 km park at Conveni your crew car.

Endurance rider etiquette :

- Make sure that all horses had the opportunity to drink before you leave the waterpoint.
- Don't wash your sweat sponges in a water trunk.
- Warn other riders when you are passing them.
- Be polite to your fellow riders
- Keep enough space to the tail of the horse in front of you.
- Warn other riders if your horse might hit their horse.
- Ask advise to vets and officials if you have any doubts.s
- Respect the opinion of the vet regarding the condition of your horse.
- Keep your distance to the other horses during vet inspections.
- Make sure your horse behaves itself.
- Obey the rules of the national federation (KNHS), the OC and goverment bodies.
- Only follow the marked riding tracks..
- Newly planted trees have to be a forest for the young people.
- You share a couple roads with bikers and pedestrians, please respect them. The roads explicitly for bikers and pedestrians aren't to be used by riders
- Don't allow your horse toe at from trees and plants.
- Pass pedestrians and non competing riders in a walking speed.
- Don't smoke in the nature.
- Clean your garbage.

These rules are no different then any other social behavior. Please pay attention with each other and nature!

